


FACTSHEET

BSC IN PSYCHOLOGY



LEUPHANA
UNIVERSITY OF LÜNEBURG

This program explores how humans think, feel, and act within socially relevant contexts. You will learn core concepts in psychological theory, empirical research methods, and behavioural analysis while applying this knowledge to real-world issues such as sustainability, leadership, decision-making, and social change.

AT A GLANCE



DEGREE
Bachelor of
Science



CREDIT POINTS
180



**LENGTH
OF STUDIES**
6 semesters



FEES
~ 450 €/semester



LANGUAGE
English only



START DATE
October
(winter term)



**SEMESTER
ABROAD**
Possible



**APPLICATION
DEADLINE**
15 July

APPLICATION & ADMISSION

Entry requirements: university entrance certificate, English language certificate

Admission process: selection via grades, achievements & optional aptitude test

HIGHLIGHTS

1. Explore and understand social phenomena from a psychological as well as interdisciplinary perspective.
2. Aimed at socially relevant fields of practice (e.g., public service, education, political institutions, economic organizations)
3. As a bachelor's degree in psychology fully taught in English, it offers an internationally oriented academic environment and opportunities to integrate your own stay abroad.

WHY STUDY AT LEUPHANA UNIVERSITY?

1

INNOVATE STUDY MODEL

Bachelor's degree with Leuphana semester, major, minor, and complementary studies: you combine specialist knowledge with interdisciplinary perspectives.

2

SUSTAINABILITY & RESPONSIBILITY

Leuphana is one of Europe's pioneers in sustainability – here you will learn how to actively shape the future.

3

CAMPUS & COMMUNITY

A green, modern campus, short distances and a lively student scene ensure a genuine sense of community.

4

PRACTICAL EXPERIENCE & CAREER OPPORTUNITIES

Close exchange with companies, start-ups and organizations prepares you optimally for your career start.

5


INTERNATIONALITY & NETWORKING

Partner universities worldwide, summer schools and exchange programs open doors for you in all directions.



FAVORITE PLACES ON CAMPUS

Students often gravitate toward the campus lawns and courtyards to relax or study outdoors, while the library and open learning spaces are go-to places for focused work. The cafés and common areas around the Central Building are especially popular as casual meeting points before and after classes.



Biotope garden

Leuphana's biotope garden is a quiet, green retreat on campus where students enjoy relaxing, observing nature, and taking a break from everyday university life.

Sports facilities

Leuphana's sports facilities offer students a wide range of courses, gyms, and indoor halls that make it easy to stay active, try new sports, and balance studies with physical well-being.

Library

Our library is a central study hub on campus, offering quiet reading areas, co-working spaces and long opening hours that make it a favorite place for focused studying.

Co-working spaces

Leuphana's co-working spaces provide flexible, modern environments where students collaborate on projects, work independently, and exchange ideas across disciplines.

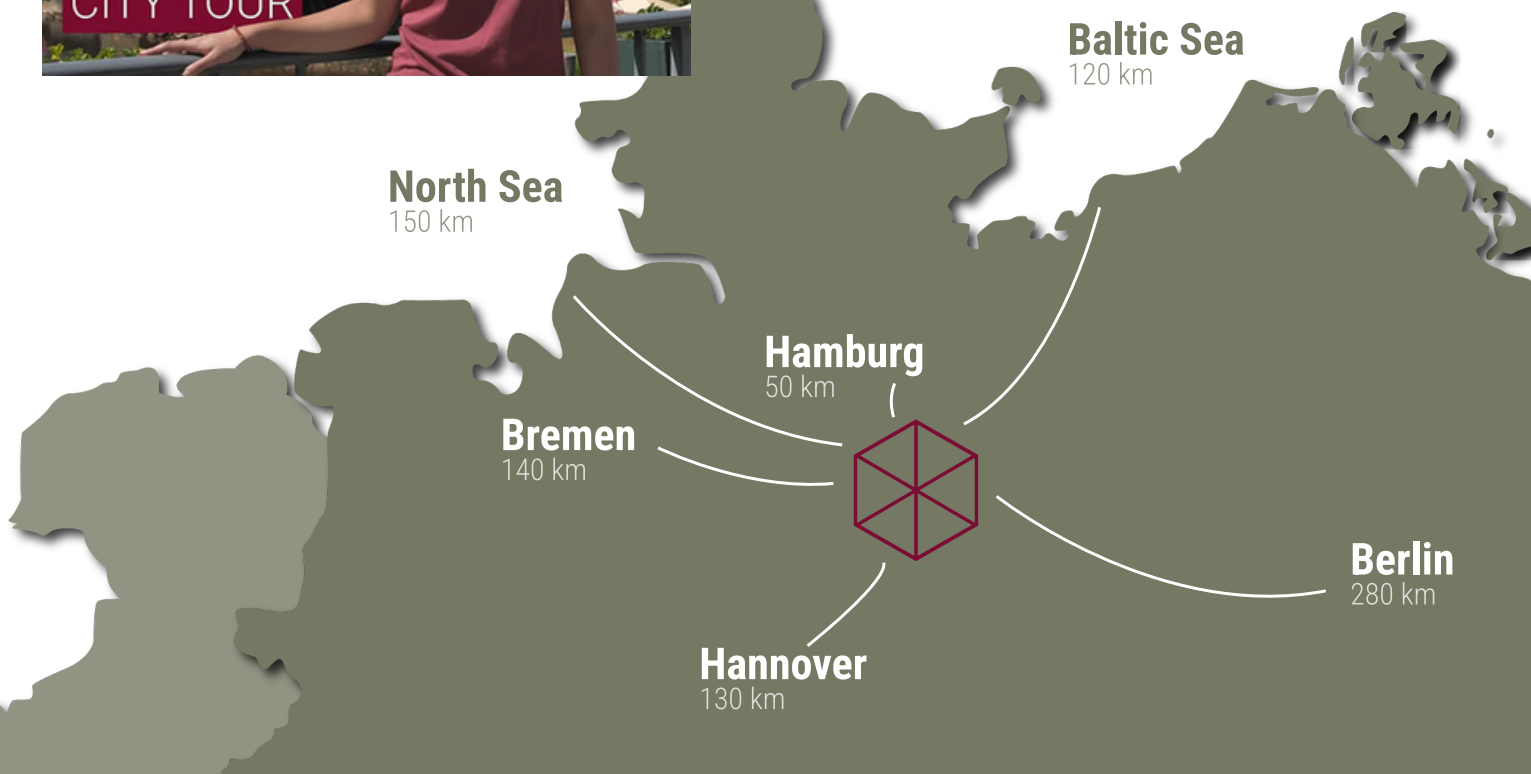
HANSEATIC, SALT AND STUDENT CITY

LÜNEBURG

The charming city of Lüneburg combines centuries of history with a vibrant student atmosphere. Known for its stunning medieval architecture, lively old town, and rich salt-trading past, Lüneburg offers a unique blend of tradition and modern student life. Whether you're exploring cobbled streets, enjoying café culture, or engaging in interdisciplinary studies, Lüneburg is a welcoming and inspiring place to live and learn.

Experience Germany from the heart of the North – in Lüneburg!

Lüneburg offers the perfect balance between a peaceful small-city lifestyle and easy access to major destinations. With Hamburg just a short train ride away, you're connected to one of Germany's largest and most dynamic cities. Berlin, Bremen, and Hannover are also all within easy reach, and the North and Baltic Seas are ideal for weekend trips. Whether you're craving cultural experiences, nature, or travel, Lüneburg is a great starting point for your journey through Germany.



COSTS OF LIVING IN LÜNEBURG

GENERAL COSTS (per month)

- Rent: 350–500 €
- Food (if you eat at the dining hall): 200–230 €
- Health insurance: approx. 120–130 €
- Books, clothing, leisure activities, miscellaneous: 80–250 €

Total: 750–1.110 €

SEMESTER CONTRIBUTION (per semester)

- Student Union fee: 138 €
- Student body contribution: 239,94 € (Deutschland semester ticket, culture ticket, StadtRad etc.)
- Contribution to administrative costs: 75 €

Total: 452,94 €



CLASS MATERIALS

Extra class material: 50–200 € per year



EMERGENCY EXPENSES

It is recommended to have emergency savings of at least 100 €



FURNITURE & DECORATION

- New/second hand furniture elements: 100–500 €
- Decoration/basic cutlery/etc.: 25–150 €



APPLICATION FEES

- Uni-assist processing fee: 75 €
- Possible validation and translation of documents: 10–20 € per page



TRANSPORT & TRAVELLING

- Purchase of a bicycle: 50–200 €



ELECTRONICS

- Student tablet: prices start from: 100 €
- Internet fee: 25–150 €



VISA & RESIDENCE PERMIT

- Electronic title of residence 100 €
- German student visa application fee: 75 €
- Blocked account for visa applicants: at least 100 €



INFORMATION OFFER

AT A GLANCE



STUDENT COUNSELLING

the student counselling service offers free, confidential support for study-related issues: from choosing your degree program to organizing your semester.



ASK A STUDENT

Ask a Student is a service that connects interested applicants with current students who can share firsthand insights about studying at Leuphana.



OPEN DAYS

Open Days are events where prospective students can explore the university, attend information sessions on degree programs, and meet faculty and current students.



Student
Counselling



Ask a student



Open Days